

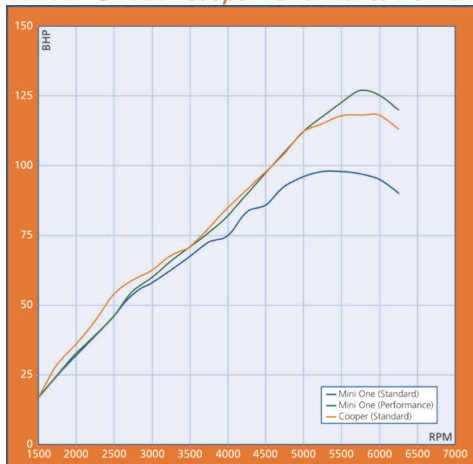
Autologic Performance Tunes for BMW...



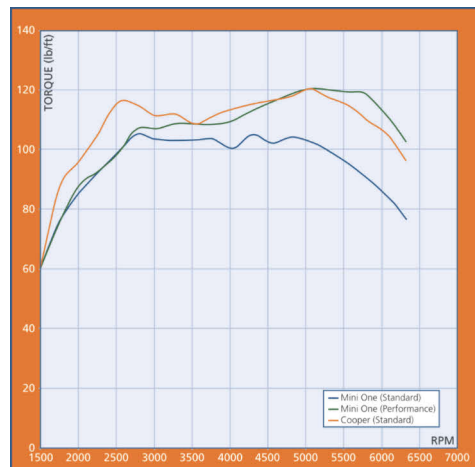
Benefits of Performance Tuning are evident:

- More power
- More engine flexibility
- Increased fuel efficiency
- More torque
- Smoother throttle response

MINI ONE: Cooper Performance from a Mini One

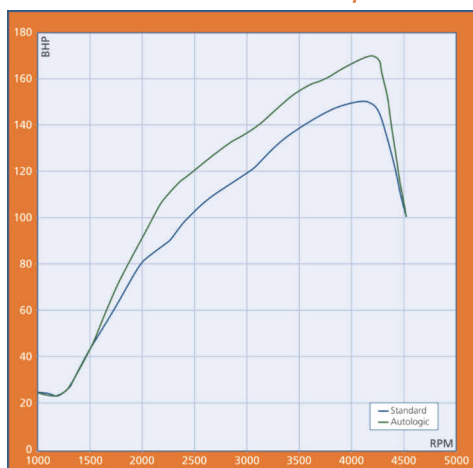


POWER
 Standard Max Power 98bhp
 Autologic Max Power 127bhp
 Maximum Increase 30bhp @ 3750rpm
 Mini Cooper Standard Max Power 118bhp

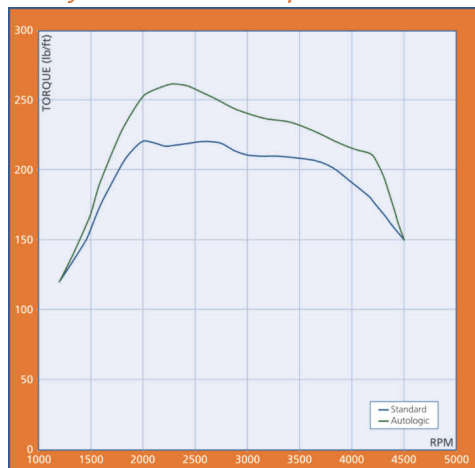


TORQUE
 Standard Max Torque 104lb/ft
 Autologic Max Torque 118lb/ft
 Maximum Increase 26lb/ft @ 6000rpm
 Mini Cooper Standard Max Torque 118lb/ft

BMW E46 320D: More Torque / Smoother Power Delivery / Faster Throttle Response

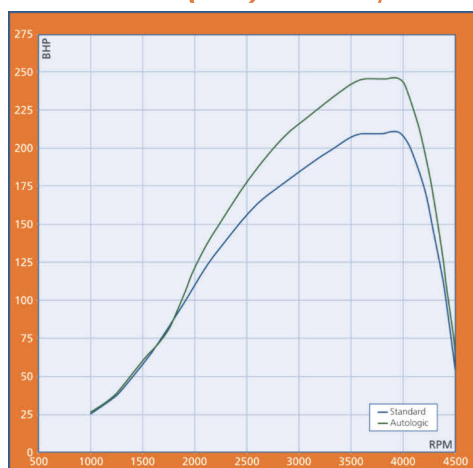


POWER
 Standard Max Power 149bhp
 Autologic Max Power 165bhp
 Maximum Increase 21bhp @ 2250rpm

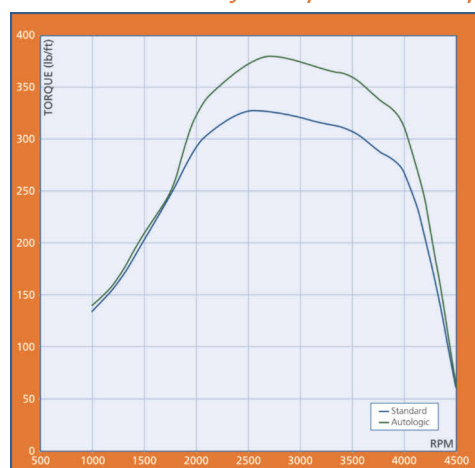


TORQUE
 Standard Max Torque 218lb/ft @ 2719rpm
 Autologic Max Torque 258lb/ft @ 2439
 Maximum Increase 43lb/ft @ 2250rpm

BMW 330D (E46): More Torque / Awesome Acceleration / Fuel Efficiency / Sharper Throttle Response



POWER
 Standard Max Power 208bhp
 Autologic Max Power 243bhp
 Maximum Increase 37bhp @ 3750rpm



TORQUE
 Standard Max Torque 329lb/ft
 Autologic Max Torque 383lb/ft
 Maximum Increase 54lb/ft @ 2750rpm

Autologic Performance Tunes for BMW...



Current BMW Range

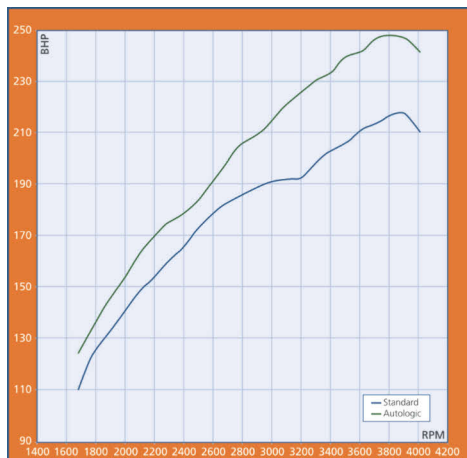
By vehicle type

- 1 series E81
- 3 series E36 / E46 / E90
- 5 series E39 / E60
- 6 series E63 / E64
- 7 series E38 / E65 / E66
- 8 series E31
- X series E53 / E83 / E71 / E72
- Z series E52 / E85 / E89
- Mini R50 / R52 / R53 / R56

By ECM

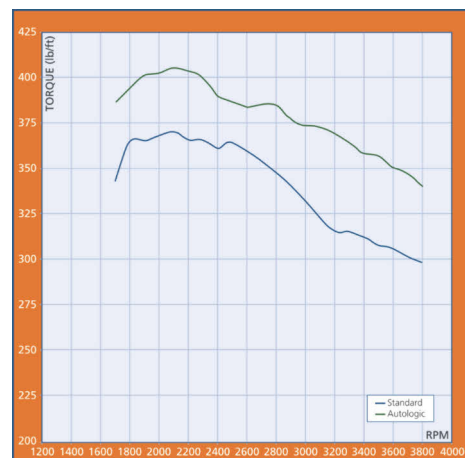
- MS452 / MS543 / MS41 / MS42 / MS43
- DME 5.2 / DME 5.2.1
- DME 7.2
- ME 9.2 / ME 9.2.1
- MSS50 / MSS52 / MSS54 / MSS60 / MSS65
- MSV80 / MSD80
- EMS 2000 / MS5150
- DDE 3 / DDE 4 / DDE 5 / DDE 6 / DDE 7

BMW 530D (E60 / E61): More Mid to High-end Torque / Fuel Efficiency / Sharper Throttle Response



POWER

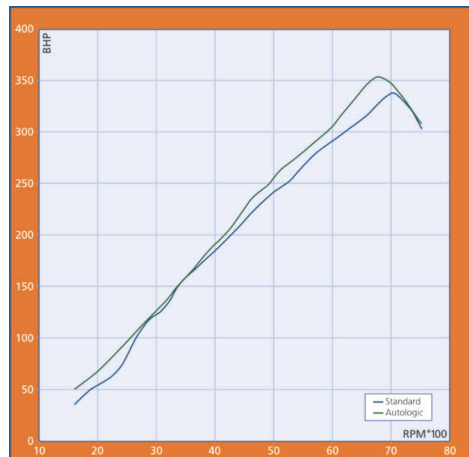
Standard Max Power 216bhp
 Autologic Max Power 246bhp
 Maximum Increase 33bhp @ 3500rpm



TORQUE

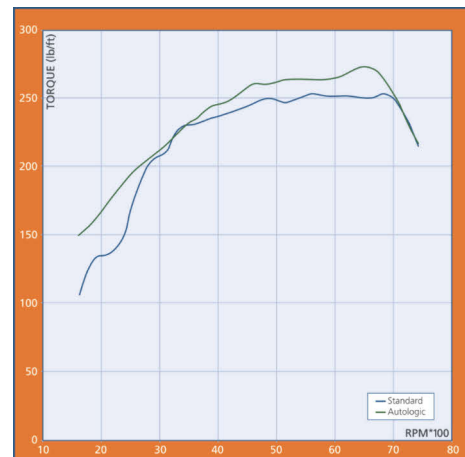
Standard Max Torque 370lb/ft
 Autologic Max Torque 405lb/ft
 Maximum Increase 54lb/ft @ 3500rpm

BMW M3 E46 3.2L 6CYL: More Torque / Smoother Power Delivery / Faster Throttle Response



POWER

Standard Max Power 340bhp
 Autologic Max Power 350bhp
 Maximum Increase 29bhp @ 6750rpm



TORQUE

Standard Max Torque 253lb/ft @ 6500rpm
 Autologic Max Torque 275lb/ft @ 6500rpm
 Maximum Increase 42lb/ft @ 2250rpm



HEAD OFFICE:
 Autologic Diagnostics Ltd
 Autologic House
 London Road
 Wheatley
 Oxon
 OX33 1JH
 UK

T. +44 (0)1865 870050
 F. +44 (0)1865 870051
 E. info@autologic.com